



# GROWTH FACTOR TECHNOLOGY

## The story behind AQ's patented line of products...

Growth Factor Technology (GF) was created and patented by Dr. Ahmed Al-Qahtani, PhD. The story behind his revolutionary science is the byproduct of incredible innovation, combined with impeccable timing. Inspired in 2008, Dr. AQ - as he is better known - started AQ Skin Solutions through extensive work in medical applications of Growth Factors (GF) for healing wounded tissue and creating artificial skin grafts. As a researcher in immunology, he applied his knowledge and experience in GF biotechnology to develop a process for producing the highest quality GF media available, which contains growth factors identified as the most effective for rejuvenating skin. By the time Dr. AQ completed most of his research, he had made such significant contributions to the study of growth factors that the process he developed for extracting the purest growth factors related to the skin and tissue repair is patent protected (U.S. Pat. 8,518,879).

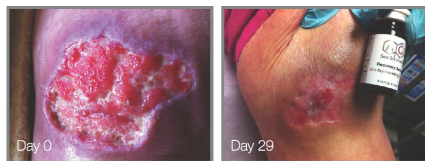


# REVOLUTIONARY

AQ Skin Solutions GF Technology was originally discovered through wound healing and cell regeneration therapy in third-degree burn victims. In the procedure, a healthy skin biopsy was taken from the patient and fibroblast (skin) cells were isolated using advanced cell sorting technology. The cells were purified to produce specific growth factors, and then replicated under the most stringent and sterile conditions. Growth factors were isolated, purified and placed under skin grafts and applied to the wound site. The wound site regenerated with new healthy skin showed almost no scarring. After only several weeks, the rejuvenated skin surrounding the wound site was smoother and healthier. The following are a series of images chronicling the healing process:



This GF technology has been tested against the most difficult of burn and wound cases and the results were fast and complete healing. Below are before and after images of visibly significant wound healing using GF technology serum (AQ Recovery Serum).





**SKIN SOLUTIONS®**  
Where Science Meets Skin Care

# GFIT

**GROWTH FACTOR INDUCED THERAPY®**

A revolutionary and natural approach to improve the appearance of damaged skin exclusively from AQ Skin Solutions. AQ GFIT combines the benefits of micro-needling to trigger the body's healing response, and then boosts the natural repair process through the immediate application of AQ's pure and concentrated growth factors (U.S. Pat. 8,518,879). AQ GFIT can promote healthy skin and potentially reduce the appearance of fine lines, wrinkles, photo-damage, scars and acne.

## BENEFITS

- No downtime
- Very little discomfort
- Minimal preparation and restrictions
- No increase sensitivity to the sun
- Suitable for most skin types

## GFIT FOR SCARS

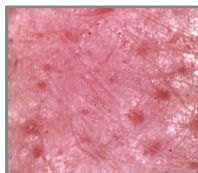


Before treatment



After 4 treatments

## GFIT FOR THINNING HAIR



Week 0



Week 10

## GFIT FOR ACNE



Before treatment



After 3 hours



# HOW TO CHOOSE GROWTH FACTORS

## **What are Growth Factors?**

Growth Factors are a group of specialized proteins with many functions, the most important being the activation of cellular proliferation and differentiation – in other words, cell repair.

## **What are the benefits Growth Factors?**

Growth Factors have the ability to turn essential cellular activities “on” and “off”. They play a role in increasing cell functions, which include, cell division, blood vessel formation, and collagen and elastin production. The application of GF technology to skincare is helping to achieve a more youthful and vibrant look without plastic surgery or expensive cosmetic procedures. GF can also help obtain healthy, fuller-looking hair without the side effects of drugs.

## **Where do Growth Factors come from?**

The best source of Growth Factors for skin is fibroblast cells. This finding has been supported by numerous scientific publications, and is considered the key cells in wound healing.

## **Do stem cells produce Growth Factors?**

There are no scientific publications supporting the claim that stem cells produce growth factors beneficial to the skin. The inaccurate promotion of “stem cells” in cosmetic products is largely a marketing strategy used by cosmetic companies to create a “buzz” as stem cells are the new “big thing” in medicine.

## **Do plants produce Growth Factors?**

Yes and no. Plants produce GFs conducive to their biological functions and are a completely different organism as their biology is obviously far different from humans. More specifically, our cellular biological activities are different, including the way we repair cellular damage. Therefore, any Plant GF does not work on humans and any such claims made by cosmetic companies are marketing ploys aimed at uninformed consumers.

## **Do I need to be careful when choosing GF products?**

Yes! Growth Factors are very specialized proteins (polypeptides) and require a high level of technology for production. In recent years, several cosmetic companies are learning the benefits of advertising GFs and are capitalizing on its forward trend. As a result, they are mixing random peptides in their product to support the claim of having GFs. These peptides yield zero benefit to the skin and may even lead to damaged or irritated skin, as random peptides can catalyze microbial activities on the skin surface causing unwanted breakouts and even scarring.





# ACTIVESERUM

# ACTIVE SERUM

Elements like the sun's UV light, chemicals found in our food, and pollution in the air can all generate free radicals that negatively influence the quality of our skin. Scientists say that this permanent damage – known as photoaging – accounts for 90% of the skin's perceived aging, which includes wrinkles, roughness, pigmentation and loss of elasticity.

Active Serum contains patented Growth Factor Technology (U.S. Pat. 8,518,879) to promote the natural growth, organization and maintenance of your own skin cells. Active Serum contains high-purity of fibroblast growth factors, - which are genetically similar to the growth factors that are naturally made by the body. As we age, the production of these growth factors decreases, resulting in the inability of the skin to rejuvenate. Supplementing the skin with the Active Serum can help the skin naturally rejuvenate itself, returning the skin to its youthful state.

## ACTIVE SERUM BENEFITS

- Effectively decreases wrinkles and fine lines
- Helps to build skin rejuvenation collagen naturally
- Improves appearance of skin texture
- Helps fade stubborn sun damage/age spots

**Directions:** After cleansing, dispense a small quantity onto clean fingers (gently press the pump no more than halfway down) and lightly apply over the entire face, neck and chest area. Moderate skin renewal may occur within two weeks, but optimal improvement to your skin is generally not reached until six weeks of daily use.



Week 0



Week 1



Week 2

# ADVANCED HAIR COMPLEX +



# ADVANCED HAIR COMPLEX+

Advanced Hair Complex+ was created to specifically address the real issues that cause hair follicles to age, and this advanced formulation works to restore hair follicles to a more functional and healthy state. Stem cells lining the hair follicles are crucial for the production of hair, and the patented GF (growth factor technology) ingredients in this advanced formula are selected to provide support to these stem cells so hair can thrive, and in some cases, re-grow.

The Advanced Hair Complex+ improves overall condition of the scalp, and rejuvenates damaged hair follicles, while increasing the circulation of select growth factor proteins found in young, healthy hair follicles. This treatment nourishes hair follicles back to a state of ideal health. This process allows for a normal hair growth cycle that leads to improved hair growth and thicker, fuller-looking hair.

## ADVANCED HAIR COMPLEX+ BENEFITS

- Designed to prevent hair loss
- Rejuvenates damaged hair follicles
- Helps to improve hair quality and texture
- Helps to restore healthy hair growth cycles
- Increases circulation and nutrition to scalp and hair follicles

## Directions:

1. Wash hair and scalp with shampoo (preferably in the morning).
2. Dry hair and scalp and apply serum in small doses to the area(s) of the scalp you wish to treat.
3. Massage the area(s) of application for a minimum of five minutes. Leave hair unwashed for a minimum of eight hours (preferable overnight).
4. Repeat steps 1-3 every other day until all five vials have been used.

May be used with various cosmetic topical delivery systems designed to increase penetration or lower wavelength laser (635-670 nm).



Week 0



Week 6



Week 15

# EYESERUM





# EYESERUM

The Eye Serum lightens and tightens the eye area for a more youthful appearance with a highly concentrated formula containing a unique blend of new generation peptides and GF (growth factor technology).

Specifically formulated to be gentle enough for the eye area, Eye Serum promotes smoother looking skin. It stimulates the skin's natural process of repair and rejuvenation by providing the biological elements that are present in young, healthy skin. Our concentrated GF blend stimulates collagen production for increased firmness, while several smoothing peptides help to tighten and lift sagging skin. By activating the skin's own damage repair process, fine lines and wrinkles are smoothed. The Eye Serum also increases micro-circulation, and lightens the under-eye area, while clearing up "bags" and dark circles. The moisturizing formula supports the health of the skin to ensure that you maintain your results, and will not irritate even the most sensitive eyes. This pure, non-greasy serum has a clean smell and will not clog pores.

## ACTIVE SERUM BENEFITS

- Reduces the appearance of "crow's feet" wrinkles and fine lines around the eyes
- Gently lightens and repairs dark circles under eyes
- Firms and lifts sagging skin fast
- Moisturizes and conditions to leave the delicate eye area skin soft and silky

**Directions:** Using clean hands, press the dispenser pump half way down to dispense a small amount of serum onto your fingertips. Apply to freshly cleansed skin - focusing on the under-eye with a gentle circular motion until the serum is absorbed. For optimum results, apply morning and night.



Week 0



Week 1



# LASH


# LASH

Lash is uniquely designed to promote longer, thicker, darker eye lashes and brows through our patented GF Formula (U.S. Pat. 8,518, 879). Lash is a safe and natural serum formulated to restore the health and vitality of eyelashes and eyebrows by naturally encouraging hair matrix production. With regular daily use, Lash may help achieve fuller, longer, and more youthful-looking lashes and brows with less breakage and without the undesirable side effects commonly associated with other lash enhancing products.

## LASH BENEFITS

- Formulated with patented Growth Factor Technology (U.S. Pat. 8,518,879)
- Does not contain harsh chemicals or preservatives (such as phosphate, lead, etc.) which may cause adverse effects on the eyes or eyelids
- Contains NO prostaglandins (glaucoma drugs)
- Will not change the color of eyes or tint your eyelids
- Disposable applicators uniquely designed for this Lash product

**Directions:** Apply once a day to clean, dry skin. Apply one droplet of AQ Lash onto clean unused applicator (supplied). Apply to the eyelid skin at the base of the upper and lower eyelashes in a single sweeping stroke, repeating two to three times, starting from the inner corner to the outer corner of the eye; just as you would an eyeliner (see picture). Do this for both eyes and there is no need to add additional droplets after each stroke. Repeat sweep on upper and lower lash line to make sure product is saturated. Discard applicator after use. The same applicator can be used for both eyelashes and eyebrows in a single use.



# RECOVERY SERUM

(Professional Use Only)



# RECOVERY SERUM

(Professional Use Only)

A pharmaceutical grade product containing a high concentration of natural growth factors, proteoglycans, and glycosaminoglycans, Recovery Serum is designed to enhance the skin's natural process of regeneration and repair by promoting collagen production, promoting healthy circulation, and encouraging cellular renewal. The serum is ideal for post-operative care and post-spa procedures, as well as a wrinkle-reduction agent used in conjunction with skin resurfacing modalities like lasers and chemical peels.

## RECOVERY SERUM BENEFITS

- Effective combination of GF technology and antioxidants to achieve younger looking skin
- Supplements the skin to repair signs of aging
- Encourages healing after clinical skin resurfacing procedures
- Calms inflammation and irritation caused by many skin treatments

This highly concentrated formula is excellent for helping to improve the appearance of aging, damaged and post-procedure skin. The formula may enhance the natural restorative processes of the skin, which helps repair damage and regenerate skin tissue by stimulating collagen production, circulation, antioxidant activity and cellular renewal.

### Acne Patient - 6 weeks later



Week 0



Week 3



Week 4



Week 6





# VAGINAL REJUVENATION SYSTEM (VRS)

# VAGINAL REJUVENATION SYSTEM

(VRS)

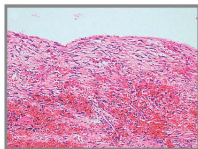
Despite the high number of women experiencing symptoms related to vaginal dryness, it is still a silent condition that many women feel embarrassed to share with their partners, friends, and even doctors. Vaginal dryness is a common symptom experienced during the perimenopausal and postmenopausal years. Although inadequate vaginal lubrication can occur at any age, vaginal dryness is a hallmark sign of vaginal atrophy (atrophic vaginitis) – the thinning and inflammation of the vaginal walls due to a decline in estrogen. Along with vaginal dryness, women may also experience itching and stinging around the vaginal opening, and in the lower third of the vagina.

## VRS BENEFITS

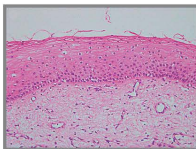
- Relieves vaginal dryness and soothes irritation
- Improves elasticity, tightens and firms the vaginal walls
- Enhances female sexual arousal and intercourse
- Rejuvenates vaginal function utilizing Growth Factor Technology (GF)

## Directions:

1. Remove the applicator from the sealed wrapper. Hold firmly at the thick end of the applicator and shake down to ensure that the contents are at the thin end.
2. Snap off tab and discard. Gently insert the open end of applicator to affected area.
3. Squeeze the thick end of the tube firmly to deposit VRS. Remove the tube and discard. Start with one tube every two to three days; however, depending on the severity of dryness, VRS can be used more or less frequently, as necessary.



Vaginal biopsy with chronic inflammation



Vaginal biopsy demonstrating healing